

If you have any questions, please contact me at jamie@teachmommyteach.com

Thank you for downloading!

You May:

- use these resources in your own home or classroom for non-commercial use.
- print as many copies as you would like.
- share the website link, <https://teachmommyteach.com/>, where this printable can be found, so that others can download the file.

You May NOT:

- sell, give away, or share a printed copy. Each person should download separately and print.
- print out a copy for multiple teachers, as in an entire school, co-op, or other group. Each teacher should download separately and print.
- link directly to the pdf. Instead, link to the page on <https://teachmommyteach.com/> or <https://teacherspayteacher.com/> where you found the download.
- claim this or any part of this printable as your own.
- alter this printable and claim it as your own.
- host any of the files on your personal or other websites that can be shared with others.
- Upload this resource to any file sharing sites

Credits!! Thank you Speaking of Images and Open Clipart!



<https://www.teacherspayteachers.com/Store/Speaking-Of-Images>



<https://openclipart.org/>

More Beginning Readers 11: Ted's Pen

Pre-Reading Worksheets

Your child will practice *CVC* words and the *-ill* word family. Your child will practice the high-frequency words *no, is, oh, has, was, get, let, and the*. Your child will begin practicing *CVCC* words, *bent*.

Name: _____

Let's review the following sight and high frequency words. **O** will represent the **long o** sound, it's name, in the words **no** and **oh**. **S** will represent a **z** sound in the words **is**, **has**, and **was**. The **a** in the word **was** will represent the **schwa a** sound (soft **uh** sound).

No

no



Is

is

Oh

oh

Has

has

Was

was

Name: _____

Color the hearts using the code below.





No=Red

Has=Blue

Is=Yellow

Oh=Purple

Was=Orange



Read the following silly sentences:

A hen has a pen. The pen was big.

A cat has a bed. No naps, cat!



Thank you openclipart.org for the awesome clipart!

Name: _____

Let's review the following sight and high frequency words.

Get get

Let let

The the

Color the hearts using the code below:

Let=Purple

Get=Blue

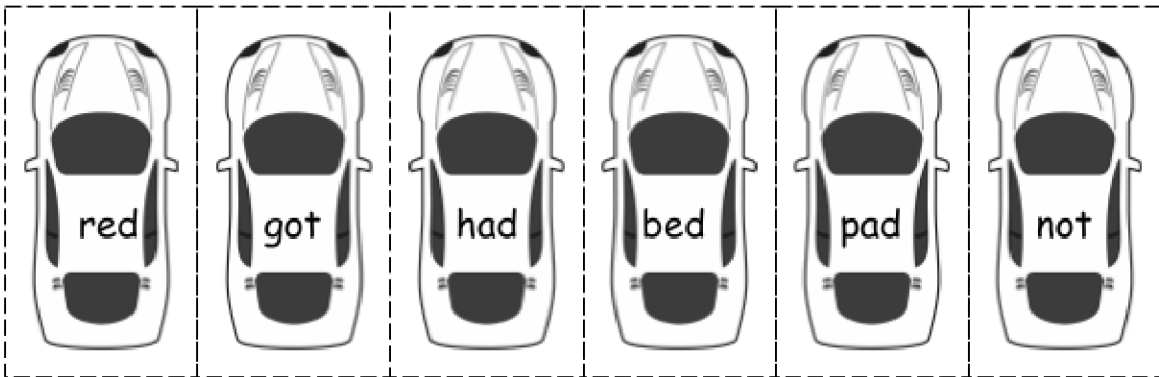
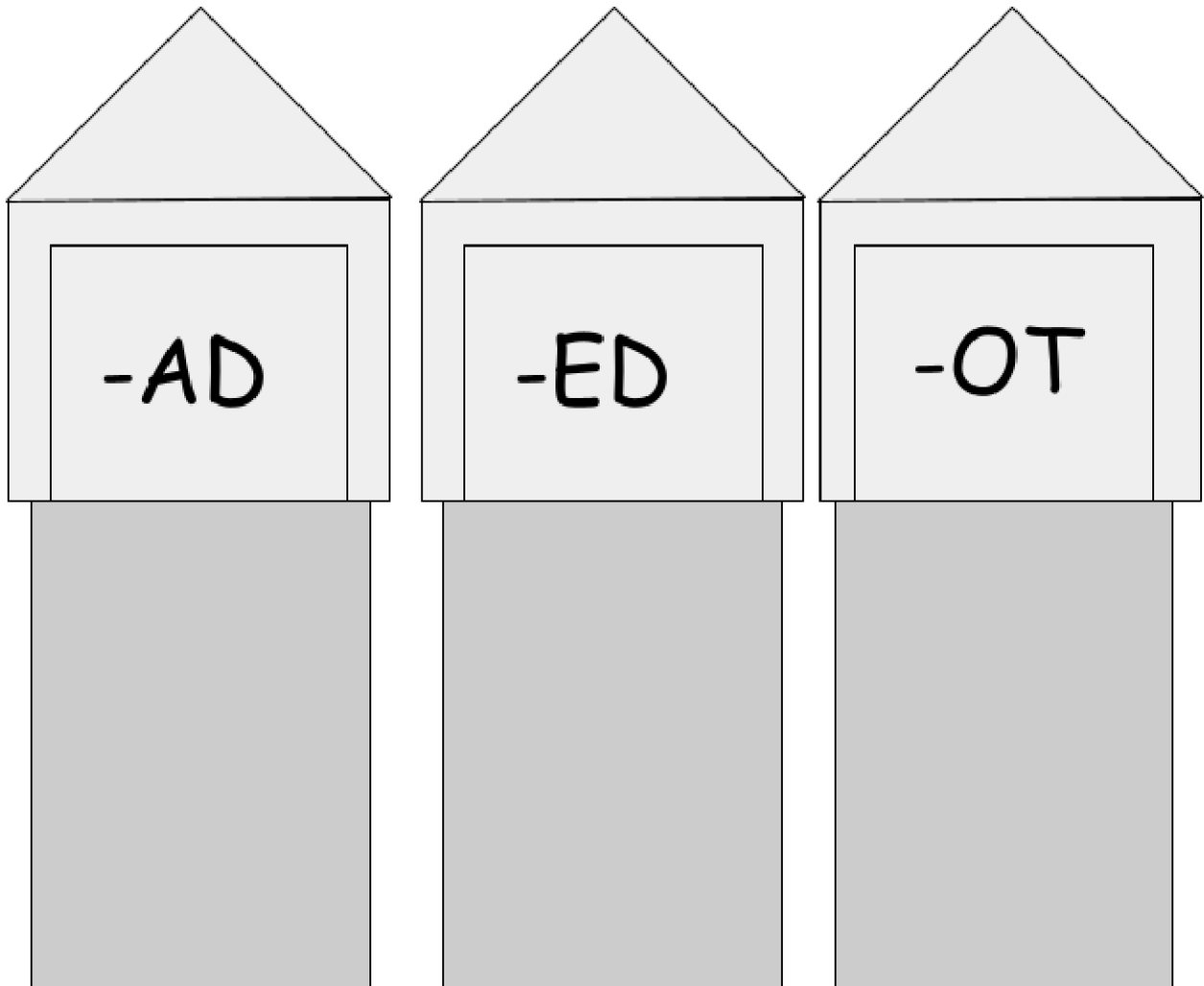
The=Red

let get the let

the get let get

Name: _____

Glue the cars in front of the correct garage.

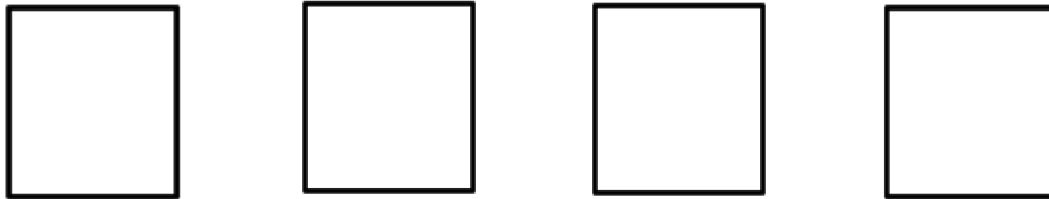



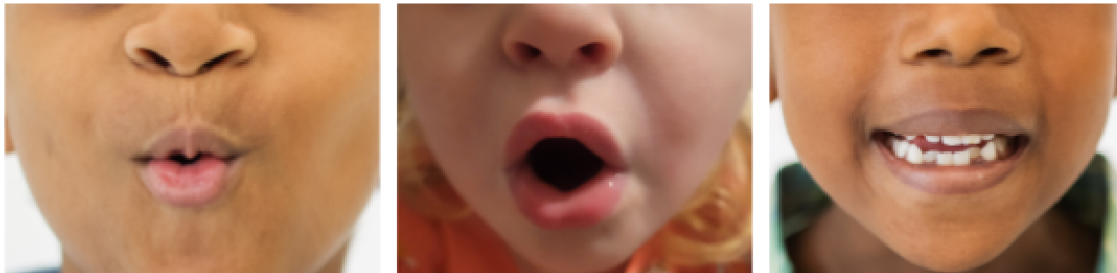
Thank you openclipart.org for the wonderful clipart!

Name: _____

Read the two words below. Cut out the graphemes (letters) below. Then match the graphemes (letters) to the pictures of the mouths saying the words, and glue. Write the words on the handwriting lines.





b	e	n	t	w	a	s
---	---	---	---	---	---	---





Name: _____

The words below all end with -nt. Circle the NT in each word.

			
bent	dent	vent	went

Read the following silly sentences. Then draw a picture to illustrate each silly sentence. Circle the word BENT.

The red can was bent.

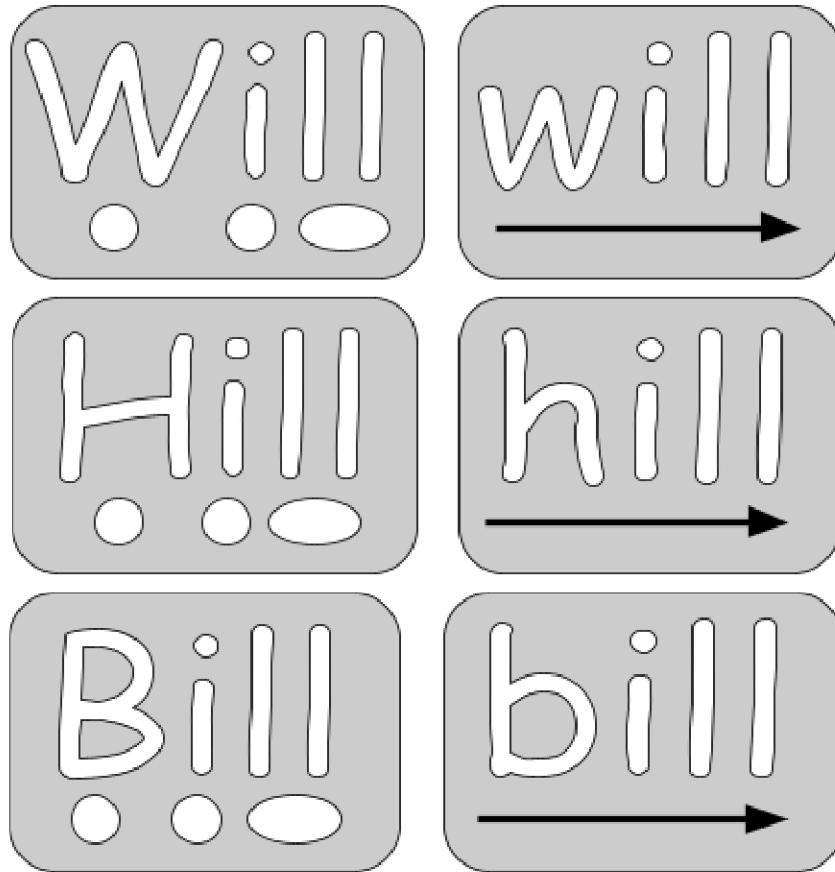
The dog can fix the red can!

--	--

Thank you openclipart.org for the awesome clipart!!


Name: _____

Sound out the following words. Color each -ILL all the same color.



Draw a line to match the word with its picture.

Bill



Will



Hill



Thank you openclipart.org for the wonderful clipart!

More Beginning Readers 11: Ted's Pen

Extra Practice Post-Reading Worksheets

Name: _____

Finish writing each word. As you go down the list, each word will only change 1 grapheme (letter or letters that represent one sound.)

cat

_____at

had

fit

_____it

bid

hill

_____ill

well

bent

_____ent

want

Name: _____

Read the following story. Illustrate that story below.

The van fell off a hill. Oh no! The van is bent!
Can the man fix the van? Yes! The man can fix the
bent van.

More Beginning Readers 11:

Ted's Pen

Answers

Pre-Reading Worksheets

Your child will practice *CVC* words and the *-ill* word family. Your child will practice the high-frequency words *no, is, oh, has, was, get, let, and the*. Your child will begin practicing *CVCC* words, *bent*.


Answers

Name: _____

Let's review the following sight and high frequency words. **O** will represent the **long o** sound, it's name, in the words **no** and **oh**. **S** will represent a **z** sound in the words **is**, **has**, and **was**. The **a** in the word **was** will represent the **schwa a** sound (soft **uh** sound).

No

no



Is

is

Oh

oh

Has

has

Was

was

Name: Answers

Color the hearts using the code below.





No=Red

Has=Blue

Is=Yellow

Oh=Purple

Was=Orange



Read the following silly sentences:

A hen has a pen. The pen was big.

A cat has a bed. No naps, cat!



Thank you openclipart.org for the awesome clipart!

Name: Answers

Let's review the following sight and high frequency words.

Get get

Let let

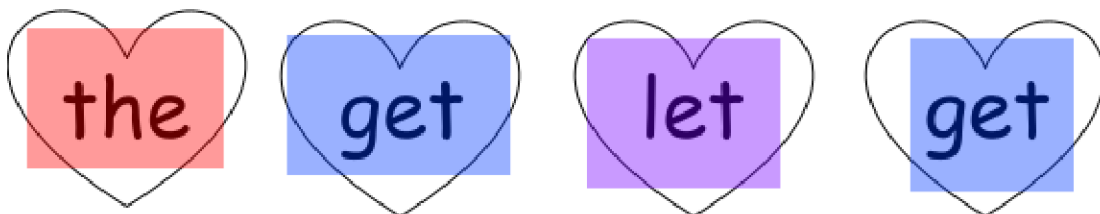
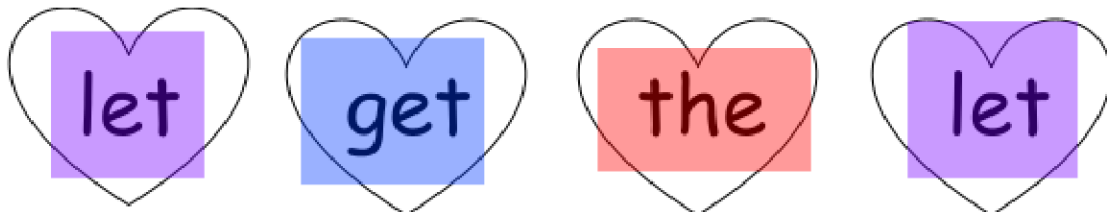
The the

Color the hearts using the code below:

Let=Purple

Get=Blue

The=Red



Name: Answers

Glue the cars in front of the correct garage.

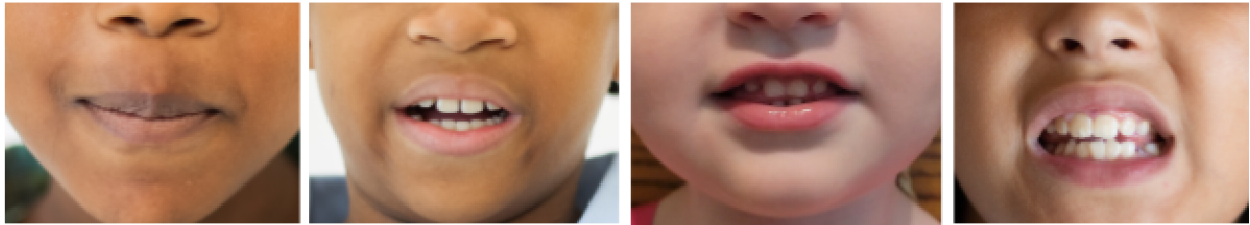
The image shows three garages with labels: -AD, -ED, and -OT. Below them are six cars with labels: red, got, had, bed, pad, and not. Red lines indicate the following connections: red to -AD, got to -ED, had to -OT, bed to -AD, pad to -ED, and not to -OT.

Thank you openclipart.org for the wonderful clipart!

Name: **Answers**

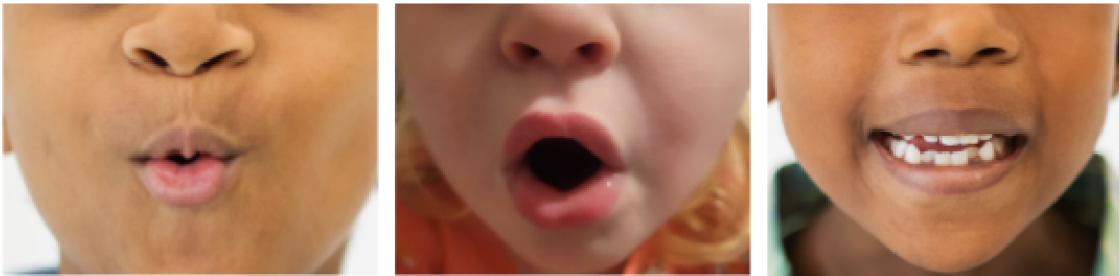
Read the two words below. Cut out the graphemes (letters) below. Then match the graphemes (letters) to the pictures of the mouths saying the words, and glue. Write the words on the handwriting lines.

b e n t w a s



b e n t

bent







w a s

was

Name: Answers



The words below all end with -nt. Circle the NT in each word.

 bent	 dent	 vent	 went
---	---	--	---

Read the following silly sentences. Then draw a picture to illustrate each silly sentence. Circle the word BENT.

The red can was bent.

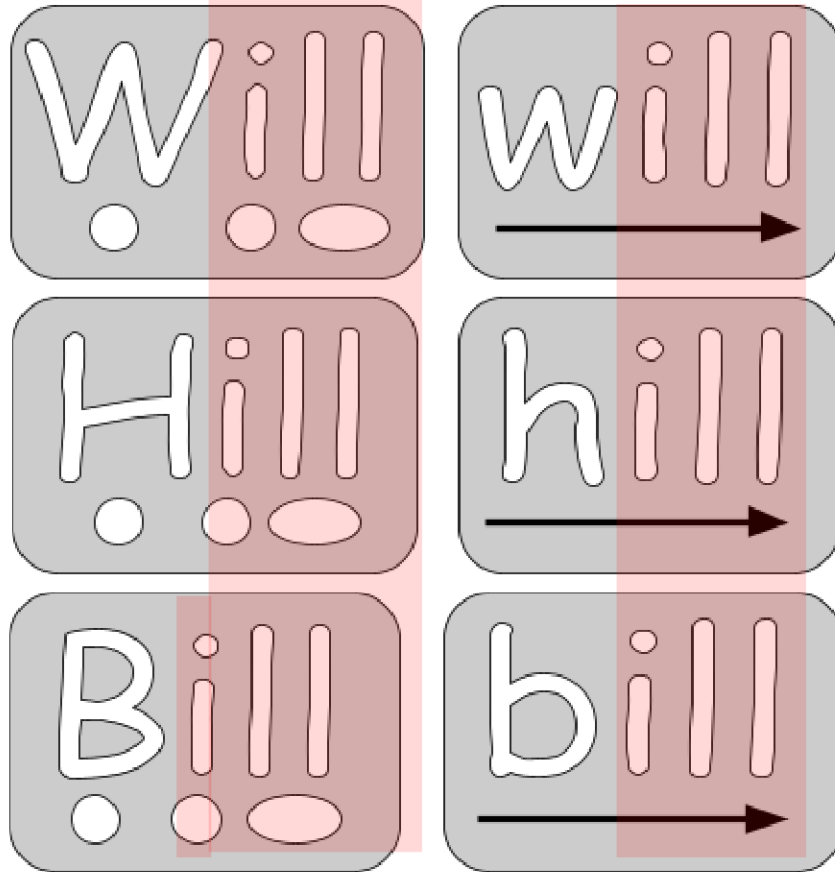
The dog can fix the red can!

	
---	--

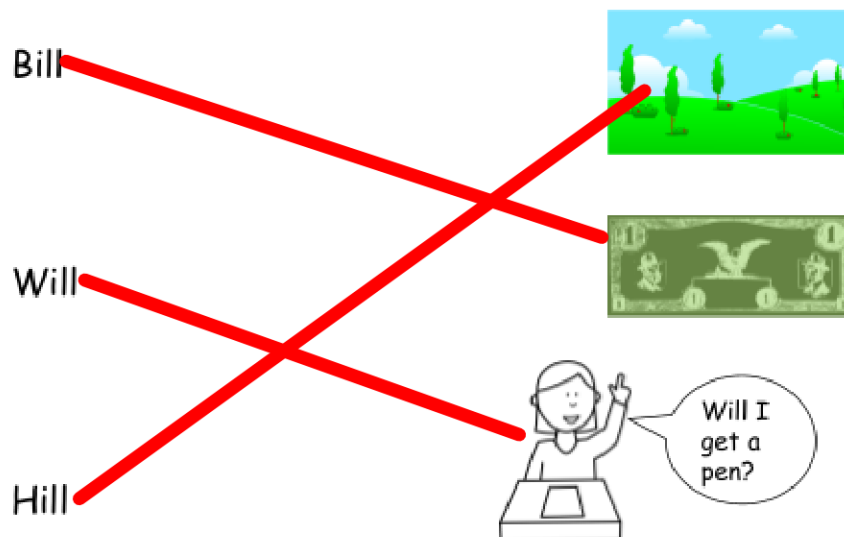
Thank you openclipart.org for the awesome clipart!!

Name: Answers

Sound out the following words. Color each -ILL all the same color.



Draw a line to match the word with its picture.



Thank you openclipart.org for the wonderful clipart!

More Beginning Readers 11: Ted's Pen

Answers

Extra Practice

Post-Reading Worksheets

Name: Answers

Finish writing each word. As you go down the list, each word will only change 1 grapheme (letter or letters that represent one sound.)

cat

hat

had

fit

bit

bid

hill

will

well

bent

went

want

Answers

Name: _____

Read the following story. Illustrate that story below.

The van fell off a hill. Oh no! The van is bent!
Can the man fix the van? Yes! The man can fix the
bent van.